

**PRODUCTION IN  
ICELANDIC FISH FARMING  
IN 1994**

**Stefán Eiríkur Stefánsson**

**Reykjavík, mars 1995 VMST-R/95004**

## Summary

In Iceland, 69 fish farms are registered at the Institute of Freshwater Fisheries. The total production of juvenile salmon in 1994 was 5.418.000 smolts. On-growing of salmon for consumption market was 2.896 tonnes. Trout and char farming has increased, its production in 1994 was 574,6 tonnes of portion fish. The total production of juvenile for trout and char in 1992 was 1.329.000 smolts. The total production for consumption in salmon and trout farming in 1994 is estimated at a value of 850 million kronas in export (\$ 12,16 million) and 248,2 million kronas in inland sale (US\$ 3,5 million). The total production forecast for production in 1994, based on life stock, is estimated 450 tonnes of rainbow- and brown trout and production of arctic char in 1995 is estimated 470 tonnes. Forecast for production of salmon from ocean ranching in 1995 is estimated 500 tonnes, but from land-based stations is production estimated 1.900 tonnes and 760 tonnes from sea-cages stations.

Production for consumption in salmon and trout farming (ungutted) the last six years and estimated production in 1995							
	Year	Year	Year	Year	Year	Year	Year
	1989	1990	1991	1992	1993	1994	<i>Estimated</i> 1995
Sea-ranching	136 t.	280 t.	345 t.	460 t.	496 t.	308 t.	499 t.
Land-based salmon	774 t.	1.739 t.	1.195 t.	1.413 t.	1.621 t.	1.830 t.	1.900 t.
Sea-cage salmon	706 t.	977 t.	1.490 t.	712 t.	727 t.	758 t.	760 t.
Rainbow trout	150 t.	24 t.	65 t.	73 t.	221 t.	162 t.	440 t.
Arctic char	10 t.	69 t.	217 t.	321 t.	340 t.	388 t.	470 t.
Brown trout	37 t.	20 t.	25 t.	5 t.	5 t.	24 t.	10 t.
Samtals	1.813 t.	3.109 t.	3.337 t.	2.984 t.	3.410 t.	3.470 t.	4.079 t.

## Index

Introduction.....	1
Production in 1994.....	1
Salmon production.....	1
Trout production.....	3
Employment in fish farming.....	4
Marine species.....	4
Production capacity of Icelandic fish farms.....	5
Production value.....	5
Appendix.....	6

### Appendix 1.

List of all registered aquaculture companies in Iceland, their directing managers and residence.

### Appendix 2.

List of all registered fish farms and station managers in Iceland, grouped in relation to the stations location.

## INTRODUCTION

This eleventh annual report on fish farming in Iceland published by the institute of Freshwater Fisheries presents statistical informations about the production in fish farming for 1994. Included are all available information about production of salmon, trout and char in 1994 as reported by each company. All quantitative informations presented in this report is provided by the managers of various fish farms.

Salmon for the consumption market is reared in land-based tanks, in sea-cages or a combination of both and also by ocean-ranching. Ocean ranching is defined as the aquaculture system in which juvenile fish (smolts) are released to grow on natural food in marine waters from which they are harvested at marketable size when returning from the sea.

The export value of the Icelandic aquaculture industry production in 1994 is amounted to be 850 million kronas, which equals almost US\$ 12,6 millions. The industry directly employed 164,5 people .

## PRODUCTION IN 1994

### SALMON PRODUCTION

The production of salmon smolts for 1994 was 5.418.000 smolts at 27 fish farms. Of the total production, 3.989.600 smolts were released in ocean-ranching. 292.000 smolts were released in lakes and rivers and the rest 1.137.000 was used for the land-based on-growing process . (Fig. 1 and 2).

Total production is given as the total amount of salmon that was slaughtered in a given year (ungutted).

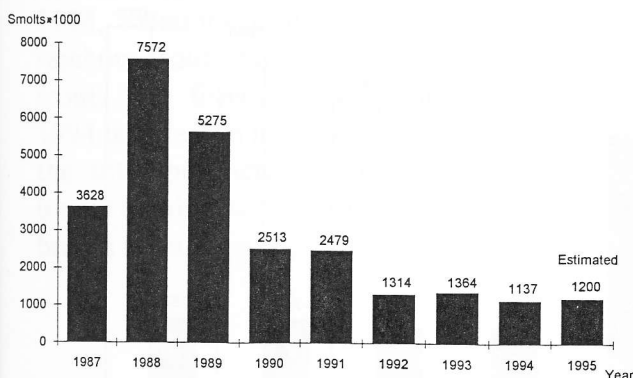


Fig. 1. The total number of smolts used for the land-based on-growing process the last 8 years and estimation for 1995

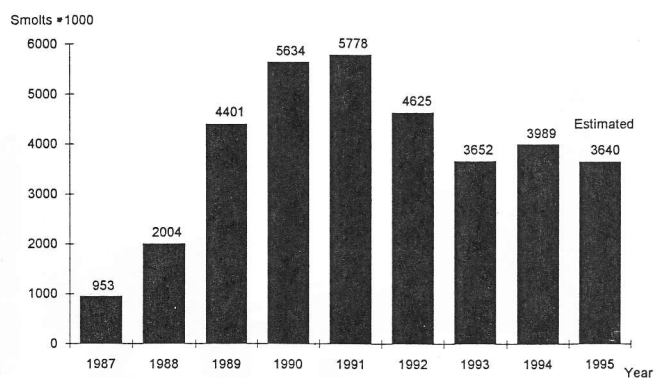


Fig. 2. The total number of smolts released in ocean ranching last 8 years and estimation for 1995.

**Ocean-ranching:** In the 1994, six ocean-ranching stations released 3.988.600 smolts but in the 1993 stations released 3.652.000 smolts (Fig. 1). Ocean-ranching stations recaptured, 73.302 grilse (mean weight 2,85 kg) and 15.923 of multi-sea-winter salmon (mean weight 6,2 kg), in 1994. Ocean-ranching stations recaptured 308 tonnes of salmon in the 1994 (Fig. 2). The forecast for production in ocean ranching of salmon in 1994 is based on that 4% of grilse (mean weight 2,7 kg) will be recaptured and 0,3% of multi-sea-winter salmon (mean weight 6,2 kg). Total production of salmon in 1995 from ocean ranching is estimated 499 tonnes.

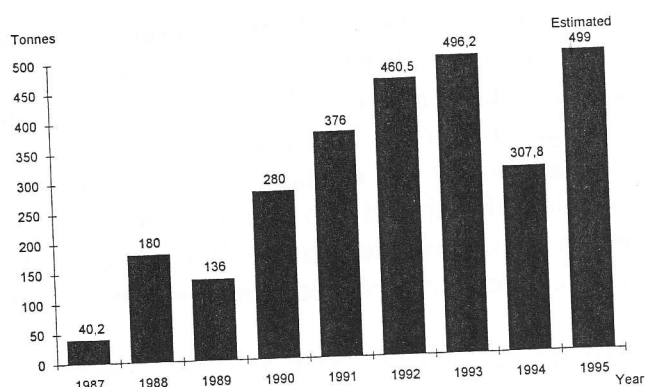


Fig. 3. The total biomass of recaptured ocean ranching salmon the last 8 years and estimation for 1995.

**Land-based stations:** The total production for the consumption market was 1.830 tonnes of ungutted salmon in 1994 from seven land-based stations (Fig. 4). Production in land-based stations has increased 12,9% from 1993. The forecast for production in land-based stations in 1995 is based on life stock. Total production of salmon in 1995 from land-based stations is estimated 1.900 tonnes.

**Sea-cage stations:** In 1994, 6 sea-cage stations produced 758 tonnes of ungutted salmon. Increased production in sea-cages in 1994 was 4,3%. The forecast for production in sea-cage stations in 1995 is based on life stock. Total production of salmon in 1995 from sea-cage stations is estimated 760 tonnes (Fig. 4).

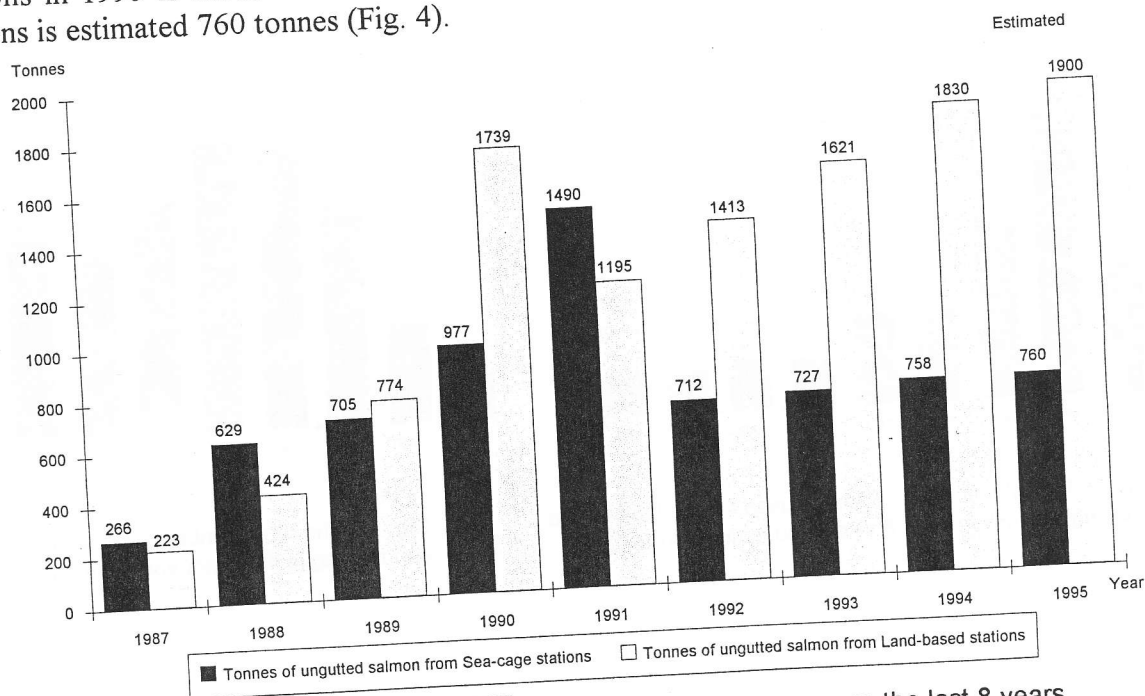


Fig. 4. Total amount of fish slaughtered from on-growing process the last 8 years and estimation for 1995.

## TROUT PRODUCTION

The production of trout in 1994 was 575 tonnes at 47 fish farms, which is 1,5% more production than in 1993. Three species are farmed in Iceland, rainbow trout, arctic char and brown trout. Production of smolts for 1994 are 1.329.000 smolts which is approximately 14,2% growth from 1993. The proportion of arctic char and rainbow trout in the production 1994 is showed in figure 5 and 6 together with forecast for production in 1995.

Arctic char: In the 1994, 39 land-based stations produced 388 tonnes of arctic char which is 14,1 % increase from 1993. (Fig. 5). The forecast for production in 1995 is based on life stock of arctic char in land-based stations. Total production of arctic char in 1995 is estimated 470 tonnes.

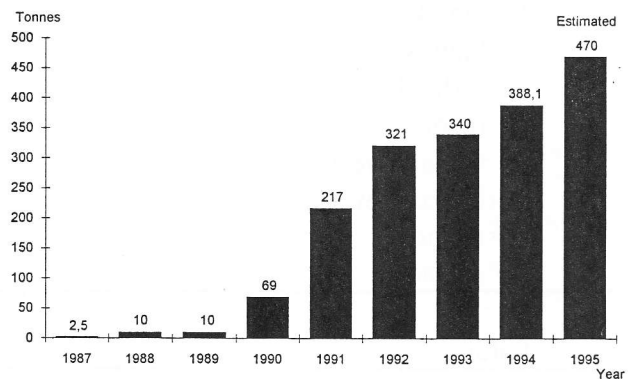


Fig. 5. Total biomass of slaughtered Arctic char the last 8 years and estimation in 1995

Rainbow trout and brown trout: In the 1994, 7 stations produced 162 tonnes of rainbow trout and 24 tonnes of brown trout. The forecast for production in 1994 is based on life stock and therefore the total production is estimated 440 tonnes of rainbow trout and 10 tonnes of brown trout. (Fig. 6).

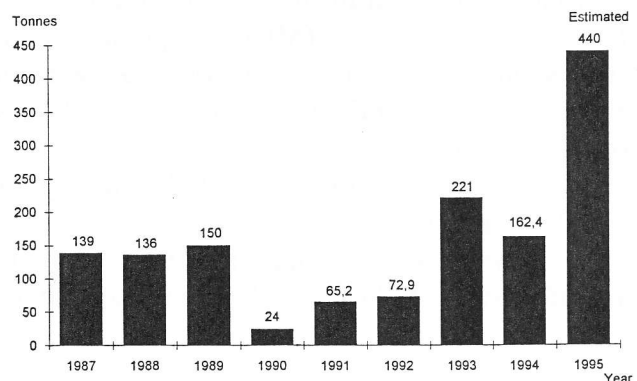


Fig. 6. Total biomass of slaughtered Rainbow trout the last 8 years and estimation in 1995

## EMPLOYMENT IN FISH FARMING

According to a survey made in January 1995, there are a total of 164,5 jobs directly in aquaculture farming in Iceland. The average number of employees is 2,2 per farm. (Tabel 1).

Tabel 1 Total numbers of jobs in aquaculture farming and average number of employees per farm grouped in relation to the stations location.

District	Number of jobs/year	Number of farms	Average number/station
Reykjavík	5	3	1,7
Reykjanes	37,5	8	4,7
Vesturland	11	13	0,8
Vestfirðir	15,5	5	3,1
Norðurland vestra	16	4	4,0
Norðurland eystra	45,5	11	4,1
Austurland	6	5	1,5
Suðurland	28	20	1,4
Total	164,5	69	2,2

## MARINE SPECIES

The Marine Research Institute carried out breeding trials with halibut for the 5.th season at its Mariculture Laboratory (ML). A private firm Fiskeldi Eyjafjarðar (FE) in N-Iceland also managed during its fourth larval season to produce metamorphosed fry. Growth rate experiments with halibut fry from FE were carried out at ML to study the effects of temperature and different dry feeds on growth rate.

A growth rate study of spotted catfish (*Anarhichas minor*) at different temperatures was carried out at ML.

Experimental breeding trials were continued with red abalone (*Haliotis rufescens*) and early life history studies of cod were initiated at ML.

## PRODUCTION CAPACITY OF ICELANDIC FISH FARMS

Icelandic fish farms that produce pre-smolts and smolts have production space about 20.542 m<sup>3</sup>. That production capacity enables production of about 10,3 million smolts a year, given that 60% of the capacity for juveniles are used for smolts and production of 500 smolts per cubic meter. On-growing farms have total production space about 191.626 m<sup>3</sup>. (Tabel 2). Total production for on-growing farms is estimated to be about 4.100 tonnes.

Tabel 2.

	Freshwater production Volume (m <sup>3</sup> )	Brackish- production Volume (m <sup>3</sup> )	Sea- production Volume (m <sup>3</sup> )	Total production Volume (m <sup>3</sup> )
Juvenile and smolt stations	20.542 m <sup>3</sup>			20.542 m <sup>3</sup>
Land-based stations	10.829 m <sup>3</sup>	80.970 m <sup>3</sup>	29.709 m <sup>3</sup>	121.508 m <sup>3</sup>
Sea-cage stations		38.300 m <sup>3</sup>	22.830 m <sup>3</sup>	61.130 m <sup>3</sup>
Dams (pools)	8.988 m <sup>3</sup>			8.988 m <sup>3</sup>
<b>Total</b>	<b>40.359 m<sup>3</sup></b>	<b>119.270 m<sup>3</sup></b>	<b>52.539 m<sup>3</sup></b>	<b>212.168 m<sup>3</sup></b>

## PRODUCTION VALUE

In order to assess the inland sale value of Icelandic fish farming products in 1994, average price is estimated of 316 krona/kg (\$ 4,5) for salmon and trout. Total inland sale in 1994 was approximately 784 tonnes and total value 248 millions kronas (\$ 3,5 million). The export was 2.329 tonnes with total value of 850 million krona (US\$ 12,16 million). The export value in US dollars is 5,2 , per kilogram of salmonids in the year 1994.

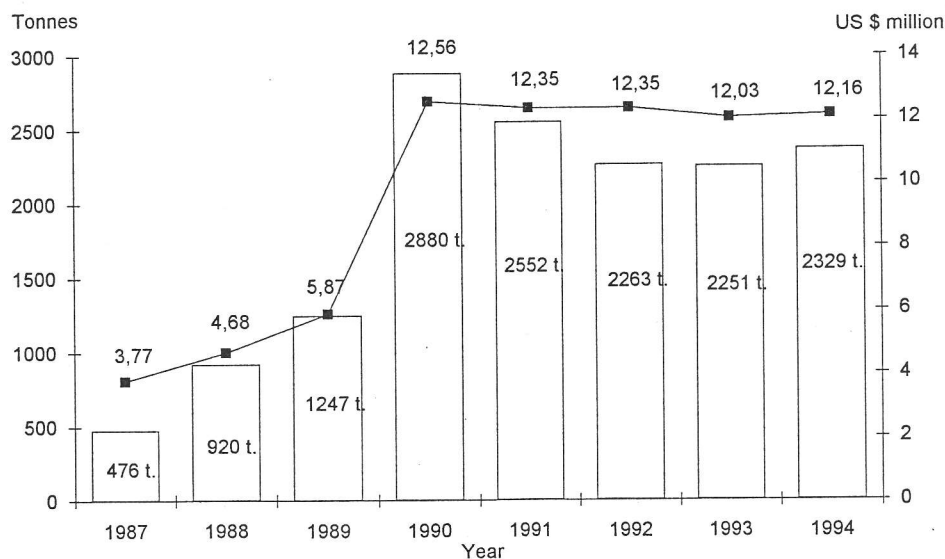


Fig. 7. Export value and exported tonnes of salmon and trout the last 8 years.



### Appendix

DATE	DESCRIPTION	AMOUNT	BALANCE
1/1/01	Opening Balance		100.00
1/15/01	Deposit	50.00	150.00
2/1/01	Withdrawal	(20.00)	130.00
2/15/01	Deposit	30.00	160.00
3/1/01	Withdrawal	(10.00)	150.00
3/15/01	Deposit	40.00	190.00
4/1/01	Withdrawal	(30.00)	160.00
4/15/01	Deposit	20.00	180.00
5/1/01	Withdrawal	(15.00)	165.00
5/15/01	Deposit	10.00	175.00
6/1/01	Withdrawal	(5.00)	170.00
6/15/01	Deposit	5.00	175.00
7/1/01	Withdrawal	(2.00)	173.00
7/15/01	Deposit	2.00	175.00
8/1/01	Withdrawal	(1.00)	174.00
8/15/01	Deposit	1.00	175.00
9/1/01	Withdrawal	(0.50)	174.50
9/15/01	Deposit	0.50	175.00
10/1/01	Withdrawal	(0.25)	174.75
10/15/01	Deposit	0.25	175.00
11/1/01	Withdrawal	(0.125)	174.875
11/15/01	Deposit	0.125	175.00
12/1/01	Withdrawal	(0.0625)	174.9375
12/15/01	Deposit	0.0625	175.00
12/31/01	Year End Balance		175.00

APPENDIX 1. LIST OF ALL REGISTERED AQUACULTURE COMPANIES IN ICELAND, THERE DIRECTING MANAGERS AND RESIDENCE.

COMPANY OR STATION	MANAGER	ADDRESS	TELEFAX	P. BOX	POST-CODE	TELEPHONE
AUSTFIRÐINGUR HF	SIGTRYGGUR HREGGVIÐSSON	SMÍÐJUSTÍGUR 1			735, ESKIFJÖRÐUR	4761476
DYRHÓLALAX HF	GUÐNI EINARSSON	PÓRISHOLTI	4871220		871, VÍK	4871220
DÝHÓLL HF	SIGURÐUR H. ÞORSTEINSSON	HOLTBRAUT 12	4524625		540, BLÖNDUÓS	4524192
ELDISSTÖÐIN DRANGSNEI	GUÐMUNDUR HALLDÓRSSON	DRANGSNEI			520, DRANGSNEI	4513218
ELDISSTÖÐIN EYRA SKARÐI	MAGNÚS ÓLAFSSON	EFRA SKARÐI			311, BORGARNES	4338917
ELDISSTÖÐIN ELLIÐAÁR	JAKOB HAFSTEIN	ÁRTÚNSBREKKA VELLIÐAÁR	4350044		110, REYKJAVÍK	5539960
ELDISSTÖÐIN HVASSAFELLI	GÍSLI ÞORSTEINSSON	HVASSAFELLI			311, BORGARNES	4350044
ELDISSTÖÐIN KVERNGRJÓTI	ÞRÖSTUR HARÐARSSON	KVERNGRJÓTI	4356675		371, BÚÐARDALUR	4341520
ELDISSTÖÐIN MIÐHRAUNI	BYNDIS H. GUÐMUNDSDÓTTIR	MIÐHRAUNI			311, BORGARNES	4356786
ELDISSTÖÐIN SELDAL	STEFANÍA G. GÍSLADÓTTIR	SELDAL	4356746		740, NESKAUPSSTAÐUR	4771494
ELDISSTÖÐIN SYÐRI-KNARRARTUNGU	GUNNAR KOLBEINSSON	SYÐRI-KNARRARTUNGU			311, BORGARNES	4356746
ELDISSTÖÐIN ÚTHLIÐ	VALUR ODDSTEINSSON	ÚTHLIÐ			880, KIRKJUBÆJARKL.	4871363
ELDISSTÖÐIN ÞRÁNDARSTÖÐUM	STEFÁN H. JÓHANNSSON	ÞRÁNDARSTÖÐUM			701, EGILSSTAÐIR	4713846
ELDISSTÖÐIN ÞVERFELLI	INGA HELGA BJÖRNSDÓTTIR	ÞVERFELLI II			311, BORGARNES	4351400
FAGRADALSBLEIKJA	JÓNAS ERLENDSSON	FAGRADAL	4871105		870, VÍK	4871105
FISKALÓN HF.	HOYBYE CHRISTENSEN	PÓRODDSTÖÐUM	4627430		801, SELFLOSS	4834682
FISKELDI EYJAFJARÐAR	ÓLAFUR HALLDÓRSSON	GLERÁRGATA 36	4268789	55	600, AKUREYRI	4612494
FISKELDISFÉLAGIÐ ÍSLANDSLAX HF	ÓLAFUR WERNERSSON	STAÐUR	4356774		240, GRINDAVÍK	4268788
FISKELDISSTÖÐIN AUÐLINDIN	MAGNÚS GUÐJÓNSSON	HRÚTSHOLTI II	4875611	96	311, BORGARNES	4356660
FISKELDISSTÖÐIN DJÚPÁ	TRYGGVI SKJALDASON	LÆKJABOTNAR			850, HELLU	4875624
FISKELDISSTÖÐIN FELLSMÚLA	HRÓLFUR ÓLVERSSON	BUGÐULÆKUR 3			104, REYKJAVÍK	5687905
FISKELDISSTÖÐIN HLIÐ	GUNNAR L. JÓHANNSSON	HLIÐ			625, ÓLAFSFJÖRÐUR	4662461
FISKELDISSTÖÐIN ORMSTÖÐUM	ÁSMUNDUR ÞÓRHALLSSON	ORMSSTAÐIR	4874833		701, EGILSSTAÐIR	4713853
FISKELDISSTÖÐIN TUNGU	HANNA HUATARDÓTTIR	KLAUSTURVEGUR 4			880, KIRKJUBÆJARKL.	4874633
FISKELDISSTÖÐIN TUNGUFELLI	SVANUR EINARSSON	TUNGUFELL	4371667		801, SELFLOSS	4866723
FISKRÆKTARSTÖÐIN HÚSAFELLI	ÓÐINN SIGPÓRSSON	EINARSNES	4371667		311, BORGARNES	4371667
FISKRÆKTARSTÖÐIN LAXEYRI	ÓÐINN SIGPÓRSSON	EINARSNES			880, KIRKJUBÆJARKL.	4874609
GLÆÐIR HF.	BIRGIR ÞÓRISSON	KLAUSTURVEGUR 4			105, REYKJAVÍK	5534447
HAFBEITARSTÖÐIN KIRKJUFELLI	HARALDUR MAGNÚSSON	RAUÐALÆK 71	4535543		551, SAUÐÁRKRÓKUR	4536601
HÓLALAX HF	PÉTUR BRYNJÓLFSSON	GRUNNSKÓLINN HÓLUM			450, PATREKSFJÖRÐUR	4561396
HÖFÐI SF	BÁRÐUR ÁRNASON	BRUNNAR 16			625, ÓLAFSFJÖRÐUR	4662414
JÓKULL HF	ÞORBJÖRN SIGURÐSSON	ÆGISGATA 22			800, SELFLOSS	
KLAKHÚSIÐ LAUGABÖKKUM	GUNNAR GUNNARSSON	YTRA- HRAUNI			880, KIRKJUBÆJARKL.	4874709
KLAKHÚSIÐ YTRA-HRAUNI	ARNAR SIGURÐSSON	PYKKVABÆ III			880, KIRKJUBÆJARKL.	4874704
KLAKHÚSIÐ PYKKVABÆ	EINAR BJARNASON	TRADARGERÐI			640, HUSAVÍK	4656746
KLAKSTÖÐIN	JÓNAS ÞÓRÐARSON	FOSSATÚN			311, BORGARNES	4351243
KLAKSTÖÐIN FOSSATÚNI	STURLA GUÐBJARNASON	LAUGARVEGUR 103	5528401	5166	125, REYKJAVÍK	5528400
LAXELDISSTÖÐ RÍKISSINS	VIGFÚS JÓHANNSSON	LAXALÓN	5872707		110, REYKJAVÍK	5874550
LAXINN HF	ÓLAFUR SKÚLASON					

COMPANY OR STATION      MANAGER      ADDRESS      TELEFAX      P. BOX      POST-CODE      TELEPHONE

KLAKSTÖÐINI FOSSATÚNI  
 LAXELDISSTÓÐ RÍKISSINS  
 LAXINN HF  
 STÚRLA GÜBBIARNASON  
 VIGFÚS JÓHANNSSON  
 ÓLAFUR SKULASON  
 5528401  
 5872707  
 5166  
 125, REYKJAVÍK  
 110, REYKJAVÍK

COMPANY OR STATION	MANAGER	ADDRESS	TELEFAX	P. BOX	POST-CODE	TELEPHONE
LAXÓS (PROTABÚ)	STEINÓLFUR LÁRUSSON	YTRI FAGRIDALUR			625, ÓLAFSFJÖRÐUR	4341558
LIND	GUÐMUNDUR ÖRN INGÓLFFSSON	SKÓGARGÖTU 10b			371, BÚÐARDALUR	4536446
MÁKUR HF	HELGI GUÐMUNDSSON	MERKISTEINN	4831513		820, EYRARBAKKI	4831512
MERKISTEINN HF.	JÓHANN GEIRSSON	STIGAHLIÐ 48			104, REYKJAVÍK	5887512
NAUTEYRI HF	BJÖRN BALDVINSSON	LYKKJU KJALARNESI	5667576	292	270, MOSFELLSBÆ	5667475
NJÖRVI HF	JIM ROGER NOROLY	TRYGGVAGATA 26	5523349		101, REYKJAVÍK	5523310
NORRÆNA SJÓELDIÐ	BÖÐVAR JÓNSSON	NORÐURHJÁLEGA Í ÁLFTAVERI			880, ÞYKKVABÆJARKL.	4871386
NORÐUR HJÁLEGA	BJÖRN G. JÓNSSON	LAXAMYRI	4642250		641, HÚSAVÍK	4641819
NORÐURLAX HF	ÓLAFUR JÓNSSON	LÓNI, KELDUHVERFI	4652191		671, KÓPASKER	4652190
RIFÓS HF	ÞORFINNUR ÞÓRARINSSON	SPÓASTAÐIR BISK.	4868763		801, SELFÓSS	4868863
SEIÐAELDISSTÓÐIN SPÓASTÖÐUM	JÚLIUS B. KRISTINSSON	PÓSTHÚSSTRÆTI 3	5626170		101, REYKJAVÍK	5626111
SILFURLAX HF	BENEDIKT KRISTJÁNSSON	NÚPSMÝRI	4652318		671, KÓPASKER	4652319
SILFURSTJARNAN HF	JÓNATAN ÞÓRÐARSSON	VATNSLEYSUSTRÖND	4246745		190, VOGAR	4246716
SILUNGUR HF	VIGFÚS JÓHANNSSON	LAUGARVEGUR 103	5528401	5166	125, REYKJAVÍK	5528400
STOFNFISKUR HF	SIGFINNUR MIKAELSSON	STRANDARVEGI 29-33	4721544		710, SEYÐISFJÖRÐUR	4721169
STRANDARLAX HF	JÓN STEFÁNSSON	SVALBARÐSEYRI	4627766		601, AKUREYRI	4627766
STRAUMFISKUR HF	ÞORVALDUR V. MAGNÚSSON	HAUKAMÝRARGILI	4641444		640, HÚSAVÍK	4641480
SVARTHAMAR HF	HANNES BJARNASON	SVEINSEYRI	4562287		465, BILDUDALUR	4562288
SVEINSEYRARLAX	AGNAR STEINARSSON	VOGAVÍK	4246722		190, VOGAR	4246649
SÆBYLI HF	JAKOB JAKOBSSON	SKÚLAGÖTU 4			101, REYKJAVÍK	5520240
TILRAUNASTÓÐ HAFRANNSÓKNAST.	ÓLAFUR GUÐMUNDSSON	KELDNAHOLTI			112, REYKJAVÍK	5812230
TILRAUNASTÓÐ KELDNAHOLTI	GUNNAR BLÖNDAL	YSTU-VÍK	4612365		601, AKUREYRI	4612365
VÍKURLAX	HINRIK GREIPSSON	SUÐURLANDSBRAUT 4	5689588		105, REYKJAVÍK	5679100
VOGAVÍK	HILMAR JÓNSSON	EYRARSPARISJÖÐUR PATREKSF.			PATREKSFJÖRÐUR	4561151
ÞÓRSLAX (PROTABÚ)						

APPENDIX 2. LIST OF ALL REGISTERED FISH FARMS AND THERE MANAGERS IN ICELAND, GROUPED IN RELATION TO THE STATIONS LOCATION IN THE COUNTRY.

NAME OF STATION	STATION MANAGER	ADDRESS	TELEFAX	P. BOX	POST-CODE	TELEPHONE
<b>REYKJAVÍK</b>						
ELDISSTÖÐIN ELLIÐAÁR	JAKOB HAFSTEIN	ÁRTÚNSBREKKA V/ELLIÐAÁR	5872707		110, REYKJAVÍK	5539960
LAXINN HF	ÓLAFUR SKULASON	LAXALÓN			110, REYKJAVÍK	5874550
TILRAUNASTÖÐ KELDNAHOLTI		KELDNAHOLTI			112, REYKJAVÍK	5538531
<b>REYKJANES</b>						
FISKELDISFÉLAGIÐ ÍSLANDSLAX HF	TRYGGVI SÆMUNDSSON	STAÐUR	4268789	55	240, GRINDAVÍK	4268788
LAXELDISSTÖÐ RÍKISSINS	ÓLAFUR ASMUNDSSON	KOLLAFJÖRÐUR	5668030		270, MOSFELLSBÆR	5666380
NUJÖRVI HF	GUÐMUNDUR BANG	LYKKJU KJALARNESI	5667576	292	270, MOSFELLSBÆR	5667475
SILUNGUR HF	TRAUUTI OTTAR STEINDÓRSSON	VATNSLEYSUSTRÖND	4246745		190, VOGAR	4246716
STOFNFISKUR HF	JÓHANN SIGURBERGSSON	KALMANNSTJÖRN			233, HAFNIR	4216922
SÆBYLI HF	ÁSGEIR E. GUÐNASON	VOGUM			190, VOGUM	4246649
TILRAUNASTÖÐ HAFRANNSÓKNAST.	MATTHÍAS ODDGEIRSSON	STAÐ	4267832	42	240, GRINDAVÍK	4268232
VOGAVÍK	HINRIK GREIPSSON	SUÐURLANDSBRAUT 4	5689588		105, REYKJAVÍK	5679100
<b>VESTURLAND</b>						
ELDISSTÖÐIN EFRA SKARÐI	MAGNÚS ÓLAFSSON	EFRA SKARÐI			311, BORGARNES	4338917
ELDISSTÖÐIN HVASSAFELLI	GÍSLI ÞORSTEINSSON	HVASSAFELLI	4350044		311, BORGARNES	4350044
ELDISSTÖÐIN KVERNGRJÓTI	PRÖSTUR HARÐARSSON	KVERNGRJÓT			371, BÚÐARDALUR	4341520
ELDISSTÖÐIN MÍÐHRAUNI	ÞÓRÐUR GUÐMUNDSSON	MÍÐHRAUN	4356675		311, BORGARNES	4356786
ELDISSTÖÐIN SYÐRI-KNARRARTUNGU	GUNNAR KOLBEINSSON	SYÐRI-KNARRARTUNGU	4356746		311, BORGARNES	4356746
ELDISSTÖÐIN PVERFELLI	INGA HELGA BJÖRNSDÓTTIR	PVERFELLI II	4356774		311, BORGARNES	4356660
FISKELDISSTÖÐIN AUÐLINDIN	MAGNÚS GUÐJÓNSSON	HRÚTSHOLTI II	4371667		311, BORGARNES	4371667
FISKRÆKTARSTÖÐIN HÚSAFELLI	ÓÐINN SIGÞÓRSSON	EINARSNES			311, BORGARNES	4371667
FISKRÆKTARSTÖÐIN LAXEYRI	ÓÐINN SIGÞÓRSSON	EINARSNES	4371667		311, BORGARNES	8521579
HAFBEITARSTÖÐ SILFURLAX	SNORRI JÓSEFSSON	HRAUNSFJÖRÐUR			350, GRUNDARFJÖRÐUR	5534447
HAFBEITARSTÖÐIN KIRKJUFELLI	HARALDUR MAGNÚSSON	RAUBALÆK 71			105, REYKJAVÍK	4351243
KLAKSTÖÐIN FOSSATÚNI	STURLA GUÐBJARNASON	FOSSATÚN			311, BORGARNES	4341558
LIND	STEINÓLFUR LÁRUSSON	YTRI FAGRIDALUR			371, BÚÐARDALUR	
<b>VESTFIRÐIR</b>						
ELDISSTÖÐIN DRANGSNESI	GUÐMUNDUR HALLDÓRSSON	DRANGSNES			520, DRANGSNES	4513218
HÖFÐI SF	BÁRÐUR ÁRNASON	BRUNNAR 16			450, PATREKSFJÖRÐUR	4561396
NAUTEYRI HF	JÓHANN GEIRSSON	STIGAHLIÐ 48			104, REYKJAVÍK	5887512
SVEINSEYRARLAX	JÓN BEK	SVEINSEYRI	4562667		460, TÁLKNAFJÖRÐUR	4562638

HÓFDI SF  
NAUTEYRI HF  
SVEINSEYRARLAX

DAÐUR  
JÓHANN GEIRSSON  
JÓN BEK

STIGAHLÍÐ 28  
SVEINSEYRI

4562667

460, TÁLKNAFJÖRÐUR

NAME OF STATION	STATION MANAGER	ADDRESS	TELEFAX	P.BOX	POST-CODE	TELEPHONE
<b>VESTFIRÐIR FRH.</b>						
PÓRSLAX HF	FINNUR PÉTURSSON	GILSEYRI	4562651		460, TÁLKNAFJÖRÐUR	4562523
<b>NORÐURLAND VESTRA</b>						
DÝHÓLL HF	SIGURÐUR H. ÞORSTEINSSON	HOLTABRAUT 12	4524625		540, BLÖNDUÓS	4524192
HÓLALAX HF	ÓLAFUR E. GUÐMUNDSSON	HÓLAR	4535543		551, SAUÐÁRKRÓKUR	4536603
MÁKUR HF	GUÐMUNDUR ÖRN INGÓLFFSSON	SKÓGARGÖTU 10b			551, SAUÐÁRKRÓKUR	4536446
NORRÆNA SJÓELDIÐ	SIGRIÐUR BJÖRNSDÓTTIR	LAMBANESREYKJUM	4671055		570, FLJÓTUM	4671072
<b>NORÐURLAND EYSTRA</b>						
FISKELDI EYJAFJARÐAR	ÓLAFUR HALLDÓRSSON	GLERÁRGATA 36	4627430		600, AKUREYRI	4612494
FISKELDISSTÖÐIN HLIÐ	GUNNAR L. JÓHANNSSON	HLIÐ			625, ÓLAFSFJÖRÐUR	4662461
JÖKULL HF	SIGURÐUR STEFÁNSSON	GARÐI I			625, ÓLAFSFJÖRÐUR	4662516
KLAKSTÖÐIN	JÓNAS ÞÓRÐARSON	TRADARGERÐI			640, HÚSAVIK	4656746
LAXÓS (PROTABÚ)	JÓN HELGI BJÖRNSSON	LAXAMÝRI	4642250		625, ÓLAFSFJÖRÐUR	
NORÐURLAX HF	ÓLAFUR JÓNSSON	LÓNI, KELDUHVERFI	4652191		641, HÚSAVIK	4641770
RIFÓS HF	RÓBERT BOULFHER	SANDFELLSHAGA II	4652318		671, KÓPASKER	4652190
SILFURSTJARNAN HF	JÓN STEFÁNSSON	SVALBARÐSEYRI	4627766		601, AKUREYRI	4652319
STRAUMFISKUR HF	SVEINBJÖRN MAGNÚSSON	HAUKAMÝRARGILI			640, HÚSAVIK	4627766
SVARTHAMAR HF	GUNNAR BLÓNDAL	YSTU VÍK	4612365		601, AKUREYRI	4641480
VÍKURLAX HF						4627317
<b>AUSTURLAND</b>						
ELDISSTÖÐIN SELDAL	STEFANÍA G. GÍSLADÓTTIR	SELDAL			740, NESKAUPSSTAÐUR	4771494
ELDISSTÖÐIN PRÁNDARSTÖÐUM	STEFÁN JÓHANNSSON	PRÁNDARSTÖÐUM			701, EGILSSTAÐIR	4713846
FISKELDISSTÖÐIN ORMSTÖÐUM	ÁSMUNDUR ÞÓRHALLSSON	ORMSSTAÐIR			701, EGILSSTAÐIR	4713853
STRANDARLAX HF	SIGFINNUR MIKAELSSON	STRANDARVEGI 29-33	4721544		710, SEYÐISFJÖRÐUR	4721169
<b>SUÐURLAND</b>						
DYRHÓLALAX HF	GUÐNI EINARSSON	ÞÓRISHOLTI	4871220		871, VÍK	4871220
ELDISSTÖÐIN ÚTHLIÐ	VALUR ODDSTEINSSON	ÚTHLIÐ			880, KIRKJUBÆJARKL.	4871363
FAGRADALSBLEIKJA	JÓNAS ERLENDSSON	FAGRADAL	4871105		870, VÍK	4871105
FISKALÓN HF	HOYBYE CHRISTENSEN	ÞÓRODDSSTÖÐUM			801, SELFLOSS	4834682
FISKELDISSTÖÐIN DJÚPÁ	TRYGGVI SKJALDASON	LÆKJABOTNAR	4875611	96	850, HELLU	4875624
FISKELDISSTÖÐIN FELLSMÚLA	SVEINN SIGURJÓNSSON	FELLSMÚLI	4876528		801, SELFLOSSI	4876518
FISKELDISSTÖÐIN TUNGU	KOLBJÖRN AKERLIE	TUNGU	4874833		880, KIRKJUBÆJARKL.	4874885
FISKELDISSTÖÐIN TUNGUFELLI	SVANUR EINARSSON	TUNGUFELL			801, SELFLOSS	4866723

NAME OF STATION	STATION MANAGER	ADDRESS	TELEFAX	P. BOX	POST-CODE	TELEPHONE
<b>SUÐURLAND FRH.</b>						
GLÆDIR HF	BIRGIR ÞÓRISSON	NÝJABÆ			880, KIRKJUBÆJARKL.	4874609
KLAKHÚSIÐ LAUGARBÓKKUM	GUNNAR GUNNARSSON	SELFOSS I			800, SELFOSS	4821422
KLAKHÚSIÐ YTRA-HRAUNI	ARNAR SIGURÐSSON	YTRA- HRAUNI			880, KIRKJUBÆJARKL.	4874709
KLAKHÚSIÐ PYKKVABÆ	SKÚLI JÓNSSON	PYKKVABÆ III			880, KIRKJUBÆJARKL.	4874706
MERKISTEINN HF.	SIGURÐUR ÞÓRDARSON	EYJARLANDI	4831513		801, SELFOSS	4861233
NORÐUR HJÁLEGA	BÖÐVAR JÓNSSON	NORÐURHJÁLEGA Í ÁLFTAVERI			880, PYKKVABÆJARKL.	4871386
SEIÐAELDISSTÖÐIN SPÓASTÖÐUM	ÞORFINNUR ÞÓRARINSSON	SPÓASTAÐIR BISK.	4868763		801, SELFOSS	4868863
SILFURLAX AÐ LAUGUM	BRYNJÓLFUR TEITSSON	LANDSSVEIT	4876666		851, HELLU	4876517
SILFURLAX AÐ LÆK	JÓHANNES S. SIGURÐSSON	LÆK			801, SELFOSS	4834757
SILFURLAX AÐ HALLKELSHÓLUM	BJÖRN SNORRASON	GRÍMSNES	4864413		801, SELFOSS	4864464
SILFURLAX AÐ NÚPUM	JÓHANNES S. SIGURÐSSON	NÚPAR III	4834013		801, SELFOSS	4834720
SILFURSTJARNAN AÐ ÖXNALÆK	STEFÁN ÓLAFSSON	ÖXNALÆKUR			801, SELFOSS	4834654